




































	
	ENSCO 52	ENSCO 56	ENSCO 67	ENSCO 104	ENSCO 106	ENSCO 107	ENSCO 108	ENSCO 109	ENSCO 1	
<b>DESIGN</b>	Friede & Goldman L-780 II	Friede & Goldman L-780 II	MLT 84-C	KFELS MOD V B Class	KFELS Mod V B "Bigfoot"	KFELS Mod V B "Bigfoot"	KFELS Mod V B "Bigfoot"	KFELS Mod V Super B Class	Barge on barge concept	<b>DESIGN</b>
<b>YEAR BUILT</b>	1983	1982	1976	2002	2005	2006	2007	2008	1998	<b>YEAR BUILT</b>
<b>LAST MAJOR UPGRADE</b>	1997	2006	2005	N/A	N/A	N/A	2009	N/A	2002	<b>LAST MAJOR UPGRADE</b>
<b>WATER DEPTH - OPERATING</b>	Min. - 20 feet Max. - 300 feet	Min. - 20 feet Max. - 300 feet	Min. - 20 feet Max. - 350 feet	Min. - 20 feet Max. - 400 feet	Min. - 16 feet Max. - 400 feet	Min. - 16 feet Max. - 400 feet	Min. - 16 feet Max. - 400 feet	Min - 16 feet Max. - 350 feet	Min. - 23.5 feet Max. - 23.5 feet	<b>WATER DEPTH - OPERATING</b>
<b>LEG LENGTH</b>	417'	417'	511'	517'	517'	517'	517'	486'	N/A	<b>LEG LENGTH</b>
<b>SPUD CAN DIA.</b>	39.5'	39.66'	46'	47.2'	53'	53'	53'	52.4'	N/A	<b>SPUD CAN DIA.</b>
<b>CANTILEVER REACH</b>	40' x 20'	50' x 24' (with 10' extensions)	60' x 30' (70' with extensions)	70' x 30'	70' x 30'	70' x 30'	70' x 30'	70' x 30'	37.5' x 36'	<b>CANTILEVER REACH</b>
<b>MAX. VDL</b>	5,240 kips	6,800 kips	7,585 kips	8,025 kips	9,000 kips	9,000 kips	9,000 kips	7,984 kips	4,700 kips	<b>MAX. VDL</b>
<b>DRAWWORKS</b>	Oilwell E-2000 2,000 horsepower	National 1625-DE 3,000 horsepower	National 1625 DE 3,000 horsepower	National 1625 UDDE 3,000 horsepower	Varco/ADS-10DT 3,000 horsepower	Varco/ADS-10DT 3,000 horsepower	Varco/ADS-10DT 3,000 horsepower	National Oilwell Varco SSGD 4,600 horsepower	National 1320-UE 2,000 horsepower	<b>DRAWWORKS</b>
<b>DERRICK</b>	Dreco 160' x 30' x 30'	DSI 160' x 30' x 30'	Dreco bottleneck	Dreco 170' x 35' x 32'	MIL/Varco 160' x 32' x 35'	Woolslayer 160' x 32' x 35'	Woolslayer 160' x 32' x 35'	NOV 170' x 36' x 36'	Dreco 170' x 30' x 30'	<b>DERRICK</b>
<b>Static Hook Load</b>	1,000,000 lbs	1,300 kips	1,500,000 ton	1,500,000 lbs	1,500,000 lbs	1,500,000 lbs	1,500,000 lbs	2,000,000 lbs	1,000,000 lbs	<b>Static Hook Load</b>
<b>TOP DRIVE</b>	Varco TDS-3	Varco TDS-4S	750 Ton Varco TDS-4H	NOV TDS-8	750 Ton Varco TDS-8SA	750 ton Varco TDS-8SA	750 ton Varco TDS-8SA	1000 ton NOV HPS1000-2E	Varco TDS-4H	<b>TOP DRIVE</b>
<b>ROTARY TABLE</b>	Oilwell B-375	National C-375	National C-375	National D-495	Varco/BJ RST 495	Varco/BJ RST 495	Varco/BJ RST 495	Varco/BJ RST 495	National D-395	<b>ROTARY TABLE</b>
<b>MUD PUMPS</b>	2 ea Oilwell A1700PT	2 ea National 12-P-160	3 ea National 12-P-160	3 ea National 14-P-220	3 ea Lewco W-2214	3 ea Lewco W-2215	3 ea Lewco W-2214	3 ea NOV 14P22	3 ea National 12-P-160	<b>MUD PUMPS</b>
<b>SHALE SHAKERS</b>	2 ea Derrick FLC-514	4 ea Brandt VSM 300	3 each Brandt LCM-3D/CM2	4 ea Brandt VSM-300	4 ea VSM 300	4 ea Brandt LCM-3D/CM-2	4 ea VSM-300	4 ea NOV Brandt King Cobra	4 ea Brandt LCM-2D/CM2	<b>SHALE SHAKERS</b>
<b>DESANDER/ DESILTER / MUD CLEANER</b>	1 ea Derrick FLC-514 Hi-G 20 x 4" cones 3 x 10" cones	1 ea Derrick 3 x 10" cones 12 x 4" cones	1 x Brandt LCM-3D/CMC Desilting Desanding Mud Cleaner	1 ea Brandt 1 ea Brandt LCM-3DCMC	3 x 12" cones 24 x 4" cones 1 ea Brandt LCM-3D/CMC	3 x 12" cones 24 x 4" cones 1 ea Brandt LCM-3D/CMC	3 x 12" cones 24 x 4" cones 1 ea VSM 300	3 x 12" cones 24 x 4" cones NOV King Cobra	See Mud Cleaner See Mud Cleaner Derrick FLC + Brandt 24-3	<b>DESANDER/ DESILTER / MUD CLEANER</b>
<b>LIQUID MUD CAPACITY</b>	1,759 bbls	1,516 bbls	2,550 bbls	3,516 bbls	3,891 bbls	3,891 bbls	3,891 bbls	5,252 bbls	5,120 bbls	<b>LIQUID MUD CAPACITY</b>
<b>BULK MUD CAPACITY</b>	4,442 cu.ft	4,575 cu.ft	3,120 cu.ft	6,000 cu.ft	6,000 cu.ft	6,000 cu.ft	6,000 cu.ft	9,600 cu.ft	8,400 cu.ft	<b>BULK MUD CAPACITY</b>
<b>BULK CEMENT CAPACITY</b>	4,902 cu.ft	4,110 cu.ft	3,120 cu.ft	5,100 cu.ft	5,100 cu.ft	5,100 cu.ft	5,100 cu.ft	6,150 cu.ft	8,400 cu.ft	<b>BULK CEMENT CAPACITY</b>
<b>DIVERTER</b>	ABB Vetco KFDJ 37 1/2" / 2,000 psi	Vetco KFDJ 2000 37 1/2" / 2,000 psi	KFDJ 37 1/2" / 2,000 psi	Shaffer 30" / 1,000 psi	ABB Vetco KFDJ 49 1/2" / 2,000 psi	ABB Vetco KFDJ 49 1/2" / 2,000 psi	ABB Vetco KFDJ 49 1/2" / 2,000 psi	ABB Vetco KFDJ 49 1/2" / 500 psi	Hydrill 29 1/2" MSP 500 psi Annular	<b>DIVERTER</b>
<b>ANNULAR BOP LOW PRESSURE</b>	N/A	N/A	21-1/4" 2,000 psi	N/A	N/A	N/A	N/A	N/A	N/A	<b>ANNULAR BOP LOW PRESSURE</b>
<b>LOW PRESSURE BOP STACK</b>	N/A	N/A	20 3/4" 3,000 psi	N/A	N/A	N/A	N/A	N/A	N/A	<b>LOW PRESSURE BOP STACK</b>
<b>ANNULAR BOP HIGH PRESSURE</b>	Shaffer 13-5/8" / 5,000 psi	Shaffer 13-5/8" / 5,000 psi	Shaffer 13 5/8" 5,000 psi	Shaffer 18 3/4" 5,000 psi	Shaffer 13 5/8" 5,000 psi Shaffer 18 3/4" 10,000 psi	Shaffer 18 3/4" 5,000 psi	Shaffer 18 3/4" 5,000 psi Shaffer 13 5/8" Type S 10,000 K psi	Shaffer 18 3/4" 10,000 psi Wedge cover	1 x Cameron "U" double ram 13 5/8" x 10,000 psi 1 x Cameron "U" single ram 13 5/8" x 10,000 psi	<b>ANNULAR BOP HIGH PRESSURE</b>
<b>HIGH PRESSURE BOP STACK</b>	CIW "U" 13 5/8" 10,000psi db CIW 13 5/8" 10,000 psi sg	2 rams, Cameron 13-5/8" / 10,000 psi	2 x Cameron 13 5/8" 10,000 psi "U" dbl ram	Cameron "U" 18 3/4" 10,000 psi 4 ram	18 3/4" 10,000 psi (1 single & 1 double ram) CIW "U" 13 5/8" 10,000 psi (2 doubles)	Varco SLX 10,000 psi 3 ram (double & single)	Varco SLX 18 3/4" 10,000 psi 3 ram (double & single) Varco SLX 13 5/8" 15,000 psi 4 ram	NOV Shaffer NXT 18 3/4" 15,000 psi 4 ram (dbl & dbl)	1 x Shaffer 13 5/8" x 5,000 psi	<b>HIGH PRESSURE BOP STACK</b>
<b>MAIN ENGINE</b>	3 ea 2,200 HP EMD 16-645-E8 Total HP 6,600	5 ea 1,215 HP CAT D-399 Total HP 6,075	3 ea 2,200 HP EMD 16-645-E8 Total HP 6,660	5 ea 1,855 HP Cat 3516-B Total HP 9,275	5 ea 1,855 HP Cat 3516-B Total HP 9,275	5 ea 1,855 HP Cat 3516-B Total HP 9,275	5 ea 1,855 HP Cat 3516-B Total HP 9,275	5 ea 2,450 HP Wartsila 6L26A2 Total HP 12,250	5 ea 1,476 HP Cat D-3512B Total HP 7,380	<b>MAIN ENGINE</b>
<b>MAIN GENERATORS</b>	EMD	Kato	EMD	Cat	Cat	Cat	Cat	Leroy Somer	Kato	<b>MAIN GENERATORS</b>
<b>CRANES</b>	2 ea Dreco Model 48DNS120 1.5 diesel/hydraulic 50 ton at 30' radius	1 ea NOV Dreco DNS48 120 1 ea NOV Dreco DNS48 100 35 ton at 30' radius	1 ea MLT PSM-120AS 1 ea Favelle Favco 50 ton at 25' whipline 11 ton	3 ea Dreco DNS-48 50 ton at 30' radius	3 ea Favco 7.5 10 ton, whip line 45.4 MT	3 ea Favco 7.5 10 ton, whip line 45.4 MT	3 ea Favco 7.5 10 ton, whip line 45.4 MT	2 ea Seatrax S5624 1 ea Seatrax S7220 14.5 ton, whip line 53/61t	2 ea Dreco Kingpost 48 40 ton at 25' dynamic 50 ton at 25' static	<b>CRANES</b>
<b>ACCOMMODATION</b>	106 persons	98 Persons	108 Persons	110 Persons	112 Persons	112 Persons	112 Persons	120 Persons	100 Persons	<b>ACCOMMODATION</b>
<b>HELIDECK CAPACITY</b>	S-61	S-61	MI-172	S-61N	S-61	S-61	S-92	S-92	Bell 212	<b>HELIDECK CAPACITY</b>
<b>HELIDECK SIZE</b>	70 feet	70 feet	83 feet	75 feet	74 feet	74 feet	74 feet	73 feet	62 feet x 58 feet	<b>HELIDECK SIZE</b>
<b>WINCHES</b>	4 ea	4 ea	4 ea	4 ea	4 ea	4 ea	4 ea	N/A	N/A	<b>WINCHES</b>
<b>DRILL PIPE</b>	5" range 2 19.5 lb/ft 3-1/2" range 2 15.5 lb/ft	5" range 2 19.5 lb/ft 3 1/2" range 2 15.5 lb/ft	3 1/2" S-135	5 1/2" range 2 3 1/2" range 2	5" & 5 1/2"	20,000' x 5.5" S135 (HT55)	20,000' x 5.5" S135 (HT55)	15,000' x 5 7/8" S135 (FH)	5" S-135, 2 7/8" S-135	<b>DRILL PIPE</b>
<b>PREVIOUS NAMES</b>	Dual Rig 42	Bonito II Miss Clementine	Penrod 67	Chiles Discovery	N/A	N/A	N/A	Ocean Shield	N/A	<b>PREVIOUS NAMES</b>

										
	ENSCO 53	ENSCO 54	ENSCO 76	ENSCO 84	ENSCO 88	ENSCO 94	ENSCO 96	ENSCO 97		
<b>DESIGN</b>	F&G L-780 II	F&G L-780 II	MLT Super 116-C	MLT 82 SD-C	MLT 82-SD-C	Hitachi C-250	Hitachi 250-C	MLT 82-SD-C		<b>DESIGN</b>
<b>YEAR BUILT</b>	1982	1982	2000	1981	1982	1981	1982	1980		<b>YEAR BUILT</b>
<b>LAST MAJOR UPGRADE</b>	2009	2004	N/A	2004	2004	2008	2005	2005		<b>LAST MAJOR UPGRADE</b>
<b>WATER DEPTH - OPERATING</b>	35-300 feet	20-300 feet	16-350 feet	13-250 feet	15-250 feet	15-250 feet	13-246 feet	13-250 feet		<b>WATER DEPTH - OPERATING</b>
<b>LEG LENGTH</b>	429'	417'	411'	360'	360'	373'	355'	360'		<b>LEG LENGTH</b>
<b>SPUD CAN DIA.</b>	40'	40'	46'	40'	46'	44'	38'	40'		<b>SPUD CAN DIA.</b>
<b>CANTILEVER REACH</b>	50' x 24'	50' x 24'	65' x 30'	50' x 24'	50' (with 10' extension) x 24'	40' x 24'	40' x 24'	47' (with 7' extension) x 24'		<b>CANTILEVER REACH</b>
<b>MAX. VDL</b>	5,310 kips	5,570 kips	7,500 kips	3,990 kips	4,887 kips	5,300 kips	4,692 kips	4,743 kips		<b>MAX. VDL</b>
<b>DRAWWORKS</b>	National 1625-DE 3,000 horsepower	Cont. Emsco C2 2,000 horsepower	National 1625-UDBE 3,000 horsepower	National 1320-UE 2,000 horsepower	National 1320-UE 2,000 horsepower	National 1320-UE 2,000 horsepower	National 1320-UE 2,000 horsepower	Cont. Emsco C-2 2,000 horsepower		<b>DRAWWORKS</b>
<b>DERRICK</b>	Dreco, 170'	Dreco, 170'	Dreco, 170'	Dreco, 160'	Standard, 160'	Dreco, 170'	Lobmaster, 160'	Loadmaster, 160'		<b>DERRICK</b>
<b>STATIC HOOK LOAD</b>	1,500,000 lbs	1,036,000 lbs	1,500,000 lbs	1,000,000 lbs	1,000,000 lbs	1,500,000 lbs	1,000,000 lbs	1,000,000 lbs		<b>STATIC HOOK LOAD</b>
<b>TOP DRIVE</b>	Varco TDS-4H	Varco TDS-4HQ	750 Tons Varco TDS-8SA	Varco TDS-4H	Varco TDS-4H	Varco BJ TDS-4H	Varco TDS-4	Varco TDS-4		<b>TOP DRIVE</b>
<b>ROTARY TABLE</b>	National C-375	Cont. Emsco T-3750	National D-495	National C-375	National C-375	National C-375	National C-375	National C-375		<b>ROTARY TABLE</b>
<b>MUD PUMPS</b>	2 ea National 12-P-160	2 ea Cont. Emsco FB-1600	3 ea NOI 14P-220	2 ea National 12P-160	2 ea National 12-P-160	2 ea National 12-P-160	2 ea National 12-P-160	2 ea Emsco FB-1600		<b>MUD PUMPS</b>
<b>SHALE SHAKERS</b>	3 ea Darrick 504	4 ea Brandt VSM 300	5ea Brandt LCM 3D	3 ea Derrick 500 Series	3 ea Derrick 514 Flo-Line	3 ea Derrick FLC 514 Flo-Line	3 ea Derrick FLC 2000	2 ea Dual tandem Scalpers 3 ea Derrick FLC 500 series		<b>SHALE SHAKERS</b>
<b>DESANDER/ DESILTER / MUD CLEANER</b>	See Mud Cleaner See Mud Cleaner 1 ea Derrick 504	1 ea Brandt ATL 16/2 SST 2 x 14" cones Brandt ALT-16/2 SST x 5" cones	1 ea Brandt LCM 3D-MC 1 ea Brandt LCM 3D-CMC 1 ea Brandt LCM-3D-CMC	1 ea Derrick High-G Dryer x 4" cones 1 ea Derrick High-G Dryer CM-4-20 3 x 10" cones	1 ea Derrick 3 x 10" cones 1 ea Derrick 20 x 4" cones	1 ea Derrick FLC 3 x 10" cones 1 ea Derrick FLC 18 x 4" cones	1 ea Derrick 2 x 10" cones 1 ea. Derrick 20 x 4" cones None	1 ea Derrick DSI 3 x 10" cones 1 ea Derrick D-RND-CM 20 x 4" cones None		<b>DESANDER/ DESILTER / MUD CLEANER</b>
<b>LIQUID MUD CAPACITY</b>	1,568 bbls	1,826 bbls	4,478 bbls	1,520 bbls	1,546 bbls	1,902 bbls	2,055 bbls	1,589 bbls		<b>LIQUID MUD CAPACITY</b>
<b>BULK MUD CAPACITY</b>	4,575 cu. ft.	4,000 cu. ft.	5,440 cu. ft.	4,000 cu. ft.	3,850 cu. ft.	4,000 cu. ft.	4,000 cu. ft.	3,838 cu. ft.		<b>BULK MUD CAPACITY</b>
<b>BULK CEMENT CAPACITY</b>	4,575 cu. ft.	4,900 cu. ft.	5,440 cu. ft.	4,981 cu. ft.	5,016 cu. ft.	5,000 cu. ft.	4,000 cu. ft.	5,757 cu. ft.		<b>BULK CEMENT CAPACITY</b>
<b>DIVERTER</b>	Vetco KFDJ-2000	Hydriil MSP 500 29-1/2"	Vetco KFDJ-J-2000	Hydriil MSP 21 1/4"	Hydriil MSP 500 29-1/2"	Regan KFDJ	Hydriil MSP 500 29-1/2"	30" Hydriil MSP 1000		<b>DIVERTER</b>
<b>ANNULAR BOP LOW PRESSURE</b>	N/A	Shaffer 21 1/4" - 2,000 psi	N/A	N/A	Shaffer Spherical 21 1/4" - 2,000 psi	Shaffer Spherical 21 1/4" - 2,000 psi	Shaffer 21 1/4" - 2,000 psi	N/A		<b>ANNULAR BOP LOW PRESSURE</b>
<b>LOW PRESSURE BOP STACK</b>	1 x Shaffer 20-3/4" 3000 psi double ram	Shaffer LWS double 20 3/4" x 3,000 psi	N/A	N/A	2 x Shaffer LWS 20 3/4"- 3,000 psi single	2 rams, Shaffer LWS 20 3/4"- 3,000 psi single	Shaffer 20 3/4" 3,000 psi double	N/A		<b>LOW PRESSURE BOP STACK</b>
<b>ANNULAR BOP HIGH PRESSURE</b>	1 x Shaffer 13-5/8" 5,000 psi	Shaffer 13 5/8" 5,000 psi	Shaffer Wedge Spherical 18 3/4" 10,000 psi	Shaffer 13 5/8" 5,000 psi	Shaffer 13 5/8" 5,000 psi	Shaffer Spherical 13 5/8" 5,000 psi	Shaffer 13 5/8" 5,000 psi	Shaffer Spherical 13 5/8" 5,000 psi		<b>ANNULAR BOP HIGH PRESSURE</b>
<b>HIGH PRESSURE BOP STACK</b>	1 Cameron "U" 5/8" x 10,000 psi (double & single)	13 CIW "U" 13 5/8" x 10,000 psi (1 double & 2 single)	Shaffer NXT 18 3/4" 15,000 psi (1 double & 2 singles)	Cameron "U" 13 5/8" 10,000 psi double ram Cameron "U" 13 5/8" 10,000 psi single ram (Blind Shear)	Cameron "U" 13 5/8" 10,000 psi (1 double & 2 single)	Cameron "U" 13 5/8" 10,000 psi (1 double & 2 single)	Cameron "U" 13 5/8" 10,000 psi (single & double)	Cameron "U" 13 5/8" 10,000 psi (double & single)		<b>HIGH PRESSURE BOP STACK</b>
<b>MAIN ENGINE</b>	5 ea 1150 HP Cat D-399 Total HP 5,750	3 ea 1650 HP EMD 12-645-E8 Total HP 4,950	4 ea 2514 HP Cat 3606 Total HP 10,056	3 ea 1650 HP EMD MD12E8 Total HP 4,950	4 ea 1238 HP EMD 12-V-645-E8 Total HP 4,950	4 ea 1650 HP EMD 12-645-E8 Total HP 6,600	3 ea 1650 HP EMD 12-645-E8 Total HP 4,950	3 ea 1650 HP EMD 12-645-E8 Total HP 4,950		<b>MAIN ENGINE</b>
<b>MAIN GENERATORS</b>	Kato	EMD AB20-6	Kato	EMD AB206	EMD AB20-6	EMD AB20-6	EMD AB20-6	EMD AB20-6		<b>MAIN GENERATORS</b>
<b>CRANES</b>	2 ea 48 DNS 50-Ton capacity	1 ea FMC LinkBelt 43.3 - Ton capacity 1 ea, Dreco D48 31.8 - Ton capacity	3 ea LeTourneau PCM120SS 50-Ton capacity	3 ea LeTourneau PCM-120AS 45 metric ton at 24' radius	3 ea LeTourneau PCM-120 AS 45-Ton capacity	2 ea MLT PCM-120 AS 45-Ton capacity	2 ea MLT PCM-120 AS 45-Ton capacity	3 ea LeTourneau PCM-120 45-Ton capacity		<b>CRANES</b>
<b>ACCOMMODATION</b>	100 Persons	96 Persons	100 Persons	96 Persons	102 Persons	99 Persons	100 Persons	100 Persons		<b>ACCOMMODATION</b>
<b>HELIDECK CAPACITY</b>	S-61	S-61	S-61	S-61	S-61	S-61	S-61	Bell 212/412		<b>HELIDECK CAPACITY</b>
<b>HELIDECK SIZE</b>	72 feet	75 feet	73 feet	70 feet	65 feet	70.57 feet	70.57 feet	70 feet		<b>HELIDECK SIZE</b>
<b>ANCHOR WINCHES</b>	4 ea	4 ea	2 ea	2 ea.	N/A	N/A	4 ea	4 ea		<b>ANCHOR WINCHES</b>
<b>DRILL PIPE</b>	5" G-105& 5" S-135 3-1/2" G-105	5"	5-7/8" S-135	5" G-105	5-1/2" G-105 3-1/2" G-105	5-1/2" XD-105 3-1/2" G-105	5" G-105 3-1/2" G-105	5" G-105 3-1/2" G-105		<b>DRILL PIPE</b>
<b>PREVIOUS NAMES</b>	Dual Rig MP III Glomar Main Pass III	Western Appollo III Loosbrock Galaxy Dual Rig 89	Chiles Coronado	Penrod 84	Penrod 88	Penrod 94 Prober EnSCO I	Essex Penrod 96 Dual Rig 96	Keys 250 Marine 250 Dual Rig 86		<b>PREVIOUS NAMES</b>

											
	ENSCO 70	ENSCO 71	ENSCO 72	ENSCO 80	ENSCO 85	ENSCO 92	ENSCO 100	ENSCO 101	ENSCO 102	ENSCO 105	
<b>DESIGN</b>	Hitachi K1032N	Hitachi K1032N	Hitachi K1025N	MLT Class-116-CE	MLT 116-C	MLT 116-C	MLT 150-88-C 'Gorilla'	KFELS Mod V-A	KFELS Mod V-A	KFELS MOD V-B	<b>DESIGN</b>
<b>YEAR BUILT</b>	1981	1982	1981	1978	1981	1982	1987	2000	2002	2002	<b>YEAR BUILT</b>
<b>LAST MAJOR UPGRADE</b>	1996	1995	2002	1995	2002	2003	2009	2010	N/A	2010	<b>LAST MAJOR UPGRADE</b>
<b>WATER DEPTH - OPERATING</b>	Min. - 25 feet Max - 250 feet	Min. - 25 feet Max. - 225 feet	Min. - 25 feet Max. - 225 feet	Min. - 25 feet Max. - 225 feet	Min - 20.5 feet Max. - 300 feet	Min. - 20 feet Max. - 210 feet	Min. - 32 feet Max. - 328 feet	Min. - 25 feet Max. - 400 feet	Min. - 25 feet Max. - 400 feet	Min. - 20 feet Max. - 400 feet	<b>WATER DEPTH - OPERATING</b>
<b>LEG LENGTH</b>	388'	343'	343'	343'	410'	343'	503'	540'	540'	517'	<b>LEG LENGTH</b>
<b>SPUD CAN DIA.</b>	45'	45'	45'	46'	46'	46'	65.8'	59.8'	59.8'	47'	<b>SPUD CAN DIA.</b>
<b>CANTILEVER REACH</b>	45' x 24'	45' (62' with extensions) x 24'	45' x 24'	53' (60' with extensions) x 30'	45' (52' with extensions) x 24'	45' x 24'	52' (60' with extensions) x 30'	70' x 30'	70' (76' with extensions) x 30'	70' x 30'	<b>CANTILEVER REACH</b>
<b>MAX. VDL</b>	9,660 kips	9,525 kips	9,790 kips	7,967 kips	6,380 kips	7,020 kips	10,315 kips	13,457 kips	12,757 kips	8,200 kips	<b>MAX. VDL</b>
<b>DRAWWORKS</b>	National 1625-UE 3,000 horsepower	National 1320-UE 2,000 horsepower	National 1320-UDBE 2,000 horsepower	National 1625-DE 3,000 horsepower	National 1320-UE 2,000 horsepower	National 1320-UE 2,000 horsepower	National 1625-DE 3,000 horsepower	National 1625 UDBE 3,000 horsepower	National 1625 UDBE 3,000 horsepower	National 1625-UDBE 3,000 horsepower	<b>DRAWWORKS</b>
<b>DERRICK</b>	Dreco 160' x 30' x 30'	Dreco 160' x 30' x 30'	Dreco 160' x 30' x 30'	Dreco160' x 30' x 30'	Dreco 170' x 30' x 30'	Dreco 170' x 30' x 30'	Lee C Moore 160' x 30' x 30'	Dreco 170' x 40' x 40'	Dreco 170' x 40' x 40'	Dreco 170' x 35' x 32'	<b>DERRICK</b>
<b>Static Hook Load</b>	1,500,000 lbs	1,000,000 lbs	1,000,000 lbs	1,250,000 lbs	1,000,000 lbs	1,000,000 lbs	1,500,000 lbs	1,500,000 lbs	1,500,000 lbs	1,500,000 lbs	<b>Static Hook Load</b>
<b>TOP DRIVE</b>	500 ton Varco TDS-4H	500 ton Varco TDS-4H	500 ton Maritime Hydraulic HY-500	650 Ton VARCO TDS-4H	500 ton Varco TDS-4H	500 ton Varco TDS-4H	750 ton Varco TDS-4S	750 ton Varco TDS-4H	750 ton Varco TDS-4H	750 Ton National PS2	<b>TOP DRIVE</b>
<b>ROTARY TABLE</b>	National C-375	National C-375	National C-375	National C-375	National C-375	National C-375	National D-495	National D-495	National D-495	National D-495	<b>ROTARY TABLE</b>
<b>MUD PUMPS</b>	3 ea National 12-P-160	3 ea National 12-P-160	3 ea National 12-P-160	3 ea National 12-P-160	3 ea National 12-P-160	3 ea National 12-P-160	3 ea National 12-P-160	3 ea National 14-P-220	3 ea National 14-P-220	3 ea National 14-P-220	<b>MUD PUMPS</b>
<b>SHALE SHAKERS</b>	4 ea Derrick FLC 514	4 ea Derrick Super G	4 ea Brandt VSM-300	4 ea MI Swaco BEM 650	4 ea MI Swaco BEM 650	4 each MI Swaco BEM-600	5 ea BRANDT VSM-300	3 ea x Brandt VSM-300 1 ea x Brandt Multi Sizer	4 ea NOV Brandt VSM 300	5 ea Brandt LCM-2D	<b>SHALE SHAKERS</b>
<b>DESANDER/ DESILTER / MUD CLEANER</b>	1 ea Derrick High-G Dryer - 2 x 10" cones 1 ea Derrick G Dryer - 20 x 4" cones	1 ea Derrick Hi G Dryer - 20 x 4" cones	None	None	1 ea Derrick Hi G Dryer x 10" cones 2 1 ea Derrick Hi G Dryer x 4" cones 20	None	1 ea Brandt 16 x 4" cones	None	1 ea Derrick/DSI Hi-G Dryer - 3 x 10" cones 1 ea Derrick G Dryer - 20 x 4" cones	1 ea Brandt LCM-3D 4 x 12" cones 1 ea Brandt LCM-2D-CMC 32 x 4" cones N/A	<b>DESANDER/ DESILTER / MUD CLEANER</b>
<b>LIQUID MUD CAPACITY</b>	1,722 bbls	1,813 bbls	1,867 bbls	1,865 bbls	1,824 bbls	1,834 bbls	2,399 bbls	4,808 bbls	4,796 bbls	3,575 bbls	<b>LIQUID MUD CAPACITY</b>
<b>BULK MUD CAPACITY</b>	5,000 cu.ft	5,000 cu.ft	5,000 cu.ft	8,934 cu.ft	5,050 cu.ft	5,050 cu.ft	8,500 cu.ft	9,200 cu.ft	9,560 cu.ft	6,000 cu.ft	<b>BULK MUD CAPACITY</b>
<b>BULK CEMENT CAPACITY</b>	5,000 cu.ft	5,000 cu.ft	5,000 cu.ft	8,934 cu.ft	4,200 cu.ft	4,200 cu.ft	8,500 cu.ft	8,400 cu.ft	8,080 cu.ft	5,100 cu.ft	<b>BULK CEMENT CAPACITY</b>
<b>DIVERTER</b>	ABB Vetco KFDJ 36" / 2,000 psi	ABB Vetco KFDJ 36" / 2,000 psi	ABB Vetco KFDJ 36" / 2,000 psi	ABB Vetco KFDJ 36" / 2,000 psi	ABB Vetco KFDJ 27 1/2" / 2,000 psi	ABB Vetco KFDJ 36" / 2,000 psi	ABB Vetco KFDJ 47" / 2,000 PSI	ABB Vetco KFDJ 47" / 2,000 PSI	ABB Vetco KFDJ 47" / 2,000 PSI	Shaffer Spherical 30" 1,000 psi Annular	<b>DIVERTER</b>
<b>ANNULAR BOP LOW PRESSURE</b>	Hydril MSP 21-1/4" / 2,000 psi	Hydril MSP 21 1/4" / 2,000 psi	Shaffer 20-3/4" / 3,000 psi	Hydril MSP 21-1/4" / 2,000 psi	Hydril MSP 21 1/4" / 2,000 psi	Hydril MSP 21 1/4" / 2,000 psi	Shaffer Spherical 21 1/4" / 2,000 psi	None	None	None	<b>ANNULAR BOP LOW PRESSURE</b>
<b>LOW PRESSURE BOP STACK</b>	2 rams, QOP 21-1/4" / 2,000 psi	2 rams, Cameron 21-1/4" / 2,000 psi	2 rams, Cameron 21 1/4" / 2,000 psi	2 rams, Cameron 21 1/4" / 2,000 psi	2 rams, Cameron 21 1/4" / 2,000 psi	2 rams, Cameron 21 1/4" / 2,000 psi	2 rams, Shaffer LWS 21 1/4" / 2,000 psi	None	None	None	<b>LOW PRESSURE BOP STACK</b>
<b>ANNULAR BOP HIGH PRESSURE</b>	Hydril GX 13-5/8" / 5,000 psi	Hydril GX 13 5/8" / 5,000 psi	Hydril GX 13 5/8" / 5,000 psi	Hydril GX 13 5/8" / 5,000 psi	Hydril GL 13 5/8" / 5,000 psi	Hydril GX 13 5/8" / 5,000 psi	Hydril GX 13 5/8" / 5,000 psi Hydril GX 13 5/8" / 10,000 psi	Shaffer Spherical 18 3/4" / 10,000 psi	Shaffer Spherical 18 3/4" / 10,000 psi	Cameron DL 18 3/4" / 5,000 psi	<b>ANNULAR BOP HIGH PRESSURE</b>
<b>HIGH PRESSURE BOP STACK</b>	3 rams, Cameron 13 5/8" / 10,000 psi	3 rams, Cameron 13 5/8" / 10,000 psi	3 rams, Cameron 13 5/8" / 10,000 psi	3 rams, Cameron 13 5/8" / 10,000 psi	3 rams, Cameron 13 5/8" / 10,000 psi	3 rams, Cameron 13 5/8" / 10,000 psi	3 rams, Cameron 13-5/8" 10M 4 rams, Cameron 13-5/8" 15M	4 rams, Shaffer NXT 18 3/4" / 15,000 psi	4 rams, Shaffer NXT 18 3/4" / 15,000 psi	4 rams, Cameron 18 3/4" / 10,000 psi	<b>HIGH PRESSURE BOP STACK</b>
<b>MAIN ENGINE</b>	5 ea 1,215 HP Cat D-399 Total HP 6,075	5 ea 1,215 HP Cat D-399 Total HP 6,075	5 ea 1,295 HP Cat D-3512 Total HP 6,475	3ea 1,215 HP + 2ea 1,615 HP CAT D-399 + CAT 3516-B Total HP 6,875	2 ea EMD 12-645-E9B 1 ea EMD 12-645-8 Total HP 6,650	2ea EMD 12-645-E9B 2,500HP 1 ea EMD 12-645-8 1,650 HP Total HP 6,650	4 ea 2,100 HP EMD 16-567-E8DF Total HP 8,400	6 ea 1,855 HP Cat 3516-B Total HP 11,130	6 ea 1,855 HP Cat 3516-B Total HP 11,130	5 ea 1,855 HP Cat 3516-B Total HP 9,275	<b>MAIN ENGINE</b>
<b>MAIN GENERATORS</b>	5 ea 850 kW GE	5 ea 850 kW GE	5 ea 930 kW GE	3 ea 906 kW / 2 ea 1,140 kW Brush Elec / CAT	2 x 1,790 kW / 1 x 1,180 kW EMD	3 ea 2,100 kW EMD	4 ea 1,647 kW Baylor	6 ea 2,150 kW CAT	6 ea 2,150 kW CAT	5 ea 1,322 kW CAT	<b>MAIN GENERATORS</b>
<b>CRANES</b>	2 ea National OS-215 1 ea 39 mt / 1 ea 29 mt	1 ea Liebherr MTC 1900 1 ea National OS215 1 ea 60 mt / 1 ea 39 mt	1 ea Liebherr MTC 1900 1 ea National OS-215 1 ea 60 mt / 1 ea 29 mt	1 ea Dreco 48 DNS 120 15 2 ea MLT PCM 120 AS 1 ea 40.75 Ton / 2 ea 32 Tons	1 ea Dreco D48 Kingpost 2 ea MLT PCM-120 AS 3 ea. 50 tons	1 ea Dreco D48 Kingpost 2 ea MLT PCM-120 3 ea. 50 tons	3 ea MLT PCM-350-SS 1 ea MLT PCM-120-SS 3 ea 75 tons / 1 ea 50 tons	3 ea Dreco 72 DNS 3 ea 50 mt	3 ea Dreco 72 DNS 3 ea 50 mt	3 ea Dreco D48 Kingpost 3 ea 50 tons	<b>CRANES</b>
<b>ACCOMMODATION</b>	90 POB	80 POB	80 POB	90 POB	100 POB	90 POB	106 POB	120 POB	122 POB	94 POB	<b>ACCOMMODATION</b>
<b>HELIDECK CAPACITY</b>	S-61	S-61	S-61	S-61	S-61	S-61	S-61	S-61	S-61	S-61	<b>HELIDECK CAPACITY</b>
<b>HELIDECK SIZE</b>	84 feet	73 feet	73 feet	72.9 feet	73 feet	73 feet	83 feet	75 feet	83 feet	75 feet	<b>HELIDECK SIZE</b>
<b>WINCHES</b>	4 ea	4 ea	4 ea	4 ea	4 ea	4 ea	4 ea	4 ea	4 ea	2 ea (Fwd)	<b>WINCHES</b>
<b>DRILL PIPE</b>	5 1/2" HT55 S-135	3 1/2" NC38, 5" NC50 & 5 1/2" HT55 S-135	5 1/2" HT55 S-135	5 1/2" & 5" S-135	5-1/2" HT55 S-135	5-1/2" HT55 S-135	5-1/2" HT-55 S-135	5" NC50 & 5 1/2" HT55 S-135	5 1/2" HT55 S-135	5-1/2" HT55 S-135	<b>DRILL PIPE</b>
<b>PREVIOUS NAMES</b>	Dan Duke	Dan Earl	Ocean Benarmin Ross Explorer	Penrod 80	Penrod 85	Penrod 92	Transworld Rig 74 Mac West Omikron	N/A	N/A	Chiles Galileo	<b>PREVIOUS NAMES</b>

										
	ENSCO 68	ENSCO 69	ENSCO 75	ENSCO 82	ENSCO 86	ENSCO 87	ENSCO 90	ENSCO 99		
<b>DESIGN</b>	MLT 84-C Enhanced	MLT 84 Slot Jackup	MLT Super 116-C	MLT 116-C	MLT Class 82 SD-C	MLT 116-C	MLT Class 82 SD-C	MLT Class 82 SD-C	<b>DESIGN</b>	
<b>YEAR BUILT</b>	1976	1976	1999	1979	1981	1982	1982	1985	<b>YEAR BUILT</b>	
<b>LAST MAJOR UPGRADE</b>	2004	1996	N/A	2003	2006	2006	2002	2005	<b>LAST MAJOR UPGRADE</b>	
<b>WATER DEPTH - OPERATING</b>	min. - 24 feet max. - 400 feet	min. - 17 feet max. - 300 feet (400' w/add'l.)	min. - 32 feet max - 380 feet	min. - 20 feet max. - 300 feet	min. - 12 feet max - 250 feet	min. - 22 feet max - 350 feet	min. - 13 feet max. - 250 feet	min. - 12 feet max - 250 feet	<b>WATER DEPTH - OPERATING</b>	
<b>LEG LENGTH</b>	511'	410' (installed) 511' (available)	544'	410'	360'	477'	360'	360'	<b>LEG LENGTH</b>	
<b>SPUD CAN DIA.</b>	46'	46'	46'	46'	40'	46'	40'	40'	<b>SPUD CAN DIA.</b>	
<b>CANTILEVER REACH</b>	60' x 30'	n/a (slot 52' x 41')	70' x 30'	60' x 24'	40' (47' with extensions) x 20'	60' x 24'	40' (47' with extensions) x 20'	40' x 20'	<b>CANTILEVER REACH</b>	
<b>MAX. VDL</b>	7,565 kips	7,682 kips	6,500 kips	7,780 kips	3,939 kips	8,468 kips	3,910 kips	3,473 kips	<b>MAX. VDL</b>	
<b>DRAWWORKS</b>	National 1625-UE 3,000 horsepower	National 1320-UE 2,000 horsepower	National 1625-UDBE 3000 horsepower	National 1625-DE 3,000 horsepower	National 1625-UDBE 3,000 horsepower	National E-3000 3,000 horsepower	National 1320-UE 2,000 horsepower	National 1625 DE 3,000 horsepower	<b>DRAWWORKS</b>	
<b>DERRICK</b>	National, 160'	Dreco, 160'	Loadmaster, 170 FEET	MH-Pyramid, 160'	Dreco, 160'	National, 160'	Superior, 160'	Dreco, 160'	<b>DERRICK</b>	
<b>Static Hook Load</b>	1,500,000 lbs	1,500,000 lbs	1,500,000 lbs	1,500,000 lbs	1,300,000 lbs	1,500,000 lbs	1,000,000 lbs	1,348,000 lbs	<b>Static Hook Load</b>	
<b>TOP DRIVE</b>	650/750 ton National PS2	650 Ton Varco TDS-4H	750 TON Varco TDS-8SA	750 Ton Varco TDS-4H	650 ton Varco TDS-4H	750 ton Varco TDS-8SA	650 Ton Varco TDS 4-H	650 ton Varco TDS-5	<b>TOP DRIVE</b>	
<b>ROTARY TABLE</b>	National C-375	National C-375	National D-495	National C-375	National C-375	National C-375	National C-375	National C-375	<b>ROTARY TABLE</b>	
<b>MUD PUMPS</b>	3 ea National 12-P-160	2 ea National 12-P-160	3 ea National 14-P-220	3 ea National 12-P-160	3 ea National 12-P-160	3 ea National 12-P-160	2 ea National 12-P-160	3 ea National 12-P-160	<b>MUD PUMPS</b>	
<b>SHALE SHAKERS</b>	3 ea Derrick FLC 514	3 ea DERRICK FLC 514	5 ea Brandt Cascade LCM-2D/CM2	3 ea Derrick FLC-514	3 ea Derrick FLC-514	3 ea Derrick FLC-514	2 ea Derrick FLC 514 Series 500	3 ea Derrick FLC-514	<b>SHALE SHAKERS</b>	
<b>DESANDER/ DESILTER / MUD CLEANER</b>	1 ea Derrick Hi-G Dryer - 20 x 4" / 3 x 10"	1 ea Derrick Hi-G Dryer - 20 x 4" / 3 x 10"	1 ea LCM-2D-MC04 4x12" cones 1 ea LCM-2D-MC32/0 4x12" cones	1 ea Derrick Hi-G Dryer - 20 x 4" / 3 x 10"	1 ea Derrick Hi-G Dryer - 20 x 4" / 3 x 10"	1 ea Derrick Hi-G Dryer - 20 x 4" / 3 x 10"	1 ea Derrick Hi-G Dryer - 20 x 4" / 3 x 10"	1 ea Derrick Hi-G Dryer - 20 x 4" / 3 x 10"	<b>DESANDER/ DESILTER / MUD CLEANER</b>	
<b>LIQUID MUD CAPACITY</b>	1,868 bbls	1,605 bbls	2500 bbls	1,972 bbls	1,320 bbls	1,689 bbls	1,470 bbls	1,326 bbls	<b>LIQUID MUD CAPACITY</b>	
<b>BULK MUD CAPACITY</b>	3,440 cu.ft	3,120 cu.ft	5550 cuft	3,440 cu.ft	3,877 cu.ft	3468 cu.ft	3,850 cu. ft	3,877 cu.ft	<b>BULK MUD CAPACITY</b>	
<b>BULK CEMENT CAPACITY</b>	3,440 cu.ft	3,120 cu.ft	5550 cuft	3,440 cu.ft	3,877 cu.ft	3468 cu.ft	3,850 cu. ft	3,877.6 cu.ft	<b>BULK CEMENT CAPACITY</b>	
<b>DIVERTER</b>	N/A	N/A	N/A	N/A	N/A	N/A	N/A	N/A	<b>DIVERTER</b>	
<b>ANNULAR BOP LOW PRESSURE</b>	Shaffer Spherical 21-1/4" - 2,000 psi	Shaffer Spherical 21-1/4" - 2,000 psi	Hydril MSP 29 1/2" - 500 psi	Shaffer Spherical 21 1/4" - 2,000 psi	Shaffer Spherical 21-1/4" - 2,000 psi	Hydril MSP 21 1/4" / 2,000 psi	Hydril MSP 21 1/4" / 2,000 psi	N/A	<b>ANNULAR BOP LOW PRESSURE</b>	
<b>LOW PRESSURE BOP STACK</b>	N/A	N/A	N/A	N/A	N/A	N/A	N/A	N/A	<b>LOW PRESSURE BOP STACK</b>	
<b>ANNULAR BOP HIGH PRESSURE</b>	Shaffer 13 5/8" / 5,000 psi	Shaffer 13 5/8" / 5,000 psi	Shaffer Spherical 13-5/8"- 5000 psi	Shaffer 13 5/8" / 5,000 psi	Shaffer 13 5/8" / 5,000 psi	Shaffer 13 5/8"- 5,000 psi	Shaffer 13 5/8" / 5,000 psi	Shaffer 13 5/8"- 5,000 psi		
<b>HIGH PRESSURE BOP STACK</b>	T3 13 5/8" / 10,000 psi double & single	Cameron "U" 13 5/8" / 10,000 psi double & single	3 rams, Cameron 13-5/8"- 10,000 psi	Cameron "U" 13 5/8" 10,000 psi double & single	Cameron "U" 13 5/8" / 10,000 psi double & single	Cameron "U" 13 5/8" / 10,000 psi double & single	Cameron "U" 13 5/8" / 10,000 psi double & single	Shaffer 13 5/8" 10,000 psi single Shaffer "SL" 13 5/8" 10,000 psi double	<b>HIGH PRESSURE BOP STACK</b>	
<b>MAIN ENGINE</b>	3 ea 2,200 HP EMD 16-645-E8 Total HP 6,600	3 ea 2,200 HP EMD 16-645-E8 Total HP 6,600	4 ea. 1855 HP CAT 3516-B Total HP 7,420	1 ea EMD12-645-E8 1,650 HP 2 ea EMD 12-645-E9 2150 HP Total HP 5,950	3 ea 2,500 HP EMD 12-645E9B Total HP 7,500	4 ea 1,600 HP EMD 12-645-E8 Total HP 6,600	3 ea 1,650 HP EMD 12-645-E8 Total HP 4,950	3 ea 2,500 HP EMD 12-645E9B Total HP 7,500	<b>MAIN ENGINE</b>	
<b>MAIN GENERATORS</b>	EMD A20-6	EMD ABN20-N6	4 ea 2150 kW Caterpillar SR-4	EMD AB20-6 AC	EMD AB20-6	EMD AB20-6	EMD AB20-6	EMD AB20-6	<b>MAIN GENERATORS</b>	
<b>CRANES</b>	3 ea MLT PSM-120AS 50 Tons ea	3 ea MLT PCM-120AS 50 Tons ea	3 ea MLT PCM-120SS 50 Tons ea	3 ea MLT PCM-120AS 50 tons ea	3 ea MLT PCM-120AS 50 Tons ea	3 ea MLT PCM-120AS 50 Tons ea	3 ea MLT PCM-120AS 50 tons ea	3 ea MLT PCM-120AS 50 Tons ea	<b>CRANES</b>	
<b>ACCOMMODATION</b>	80 Persons	81 Persons	82 Persons	79 Persons	92 Persons	75 Persons	70 Persons	90 Persons	<b>ACCOMMODATION</b>	
<b>HELIDECK CAPACITY</b>	S-61	S-61	S-61	S-61	S-61	S-61	S-61	S-61	<b>HELIDECK CAPACITY</b>	
<b>HELIDECK SIZE</b>	70'	70'	73'	65 feet	65'	65'	65 feet	65'	<b>HELIDECK SIZE</b>	
<b>WINCHES</b>	N/A	N/A	N/A	N/A	N/A	N/A	N/A	N/A	<b>WINCHES</b>	
<b>DRILL PIPE</b>	5 1/2" S-135 HT55	5" range 2 S-135	5 7/8" S-135	5" range 2 S-135	5" range 2 S-135	5 1/2" S-135 (HT-55)	5" range 2 S-135	5" range 2 S-135	<b>DRILL PIPE</b>	
<b>PREVIOUS NAMES</b>	Penrod 68	Penrod 69	Chiles Magellan	Penrod 82	Penrod 86	Penrod 87	Penrod 90	Penrod 99	<b>PREVIOUS NAMES</b>	

							
	ENSCO 81	ENSCO 83	ENSCO 89	ENSCO 93	ENSCO 98		
<b>DESIGN</b>	MLT 116-C	MLT Class 82 SD-C	MLT Class 82 SD-C	MLT Class 82 SD-C	MLT Class 82 SD-C		<b>DESIGN</b>
<b>YEAR BUILT</b>	1979	1979	1982	1982	1977		<b>YEAR BUILT</b>
<b>LAST MAJOR UPGRADE</b>	2003	2009	2005	2009	2009		<b>LAST MAJOR UPGRADE</b>
<b>WATER DEPTH - OPERATING</b>	min. - 20 feet max. - 350 feet	min. - 13 feet max. - 250 feet	min. - 13 feet max. - 250 feet	min. - 14 feet max. - 250 feet	min. - 13 feet max. - 250 feet		<b>WATER DEPTH - OPERATING</b>
<b>LEG LENGTH</b>	477'	360'	360'	360'	360'		<b>LEG LENGTH</b>
<b>SPUD CAN DIA.</b>	46'	40'	40'	40'	40'		<b>SPUD CAN DIA.</b>
<b>CANTILEVER REACH</b>	48' (60' with extensions) x 24'	40' (50' with extensions) x 24'	40' (47' with extensions) x 20'	40' (50' with extensions) x 20'	40' (47' with extensions) x 20'		<b>CANTILEVER REACH</b>
<b>MAX. VDL</b>	7,840 kips	4,575 kips	4,250 kips	4,000 kips	4,590 kips		<b>MAX. VDL</b>
<b>DRAWWORKS</b>	National 1625 3,000 horsepower	National 1320-UE 2,000 horsepower	National 1320-UE 2,000 horsepower	National 1320-UE 2,000 horsepower	National 1320-UE 2,000 horsepower		<b>DRAWWORKS</b>
<b>DERRICK</b>	National, 170'	Dreco, 160'	Superior, 160'	Dreco, 160'	Derrick, 160'		<b>DERRICK</b>
<b>Static Hook Load</b>	1,500,000 lbs	1,324,000 lbs	1,000,000 lbs	1,000,000 lbs	1,000,000 lbs		<b>Static Hook Load</b>
<b>TOP DRIVE</b>	750 ton Varco TDS-4H	500 ton Varco BJ TDS-4H	650 ton Varco TDS-4H	650 ton Varco TDS-4	500 ton Varco BJ TDS-3 H		<b>TOP DRIVE</b>
<b>ROTARY TABLE</b>	National	National C-375	National C-375	National C-375	National C-375		<b>ROTARY TABLE</b>
<b>MUD PUMPS</b>	3 ea National 12-P-160	2 ea National 12-P-160	3 ea National 12-P-160	2 ea National 12P-160	2 ea National 12P-160		<b>MUD PUMPS</b>
<b>SHALE SHAKERS</b>	3 ea Derrick FLC-514	3 ea Derrick FLC-514 4 panel Flo-Line Cleaner	3 ea Derrick DP 628 Flo-Line cleaner	3 ea Derrick 600 series Dual Pool	3 ea Derrick/FLC 514		<b>SHALE SHAKERS</b>
<b>DESANDER/ DESILTER / MUD CLEANER</b>	1 ea Derrick/DSV 3 x 10" cones 1 ea Derrick/AD001605 Hi-G Dryer 20 x 4" cones	1 ea Brandt LCM-3D Cascade 2 x 10" cones 1 ea Brandt LCM-3D Cascade 16 x 4" cones 1 ea combination Brandt LCM-3D Shaker-Desander-Desilter	1 ea Derrick DP 638 MC 3 x 10" cones 1 ea Derrick D-RND-CM 20 x 4" cones 1 ea Derrick DP 638 MC 20 x 4" cones	1 ea Derrick 3 x 10" cones 1 ea Derrick 20 x 4" cones 1 ea Derrick 600 series Dual Pool 20 x 4" cones	1 ea Derrick/DSI 3 x 10" cones 1 ea Derrick/D-RNS-CM 20 x 4" cones 1 ea Derrick-FLC 514 20 x 4" cones		<b>DESANDER/ DESILTER / MUD CLEANER</b>
<b>LIQUID MUD CAPACITY</b>	1,486 bbls	1,444 bbls	1,473 bbls	1,469 bbls	1,473 bbls		<b>LIQUID MUD CAPACITY</b>
<b>BULK MUD CAPACITY</b>	4,080 cu. ft	3,850 cu. ft	3,850 cu. ft	4,490 cu. ft	3,850 cu. ft		<b>BULK MUD CAPACITY</b>
<b>BULK CEMENT CAPACITY</b>	4,080 cu. ft	3,850 cu. ft	3,850 cu. ft	4,490 cu. ft	3,850 cu. ft		<b>BULK CEMENT CAPACITY</b>
<b>DIVERTER</b>	Hydriil MSP 29 1/2" / 500 psi (shared)	Hydriil MSP 29 1/2" / 500 psi (shared)	Hydriil MSP 29 1/2" / 500 psi (shared)	Hydriil MSP 29 1/2" / 500 psi (shared)	Hydriil MSP 29 1/2" / 500 psi (shared)		<b>DIVERTER</b>
<b>ANNULAR BOP LOW PRESSURE</b>	Hydriil MSP 21 1/4" / 2,000 psi	Hydriil MSP 21 1/4" / 2,000 psi	Hydriil 21 1/4" / 2,000 psi	Shaffer 21 1/4" / 2,000 psi	Hydriil 21 1/4" / 2,000 psi		<b>ANNULAR BOP LOW PRESSURE</b>
<b>LOW PRESSURE BOP STACK</b>	T3 20 3/4" / 2,000 psi double & single (shared)	T3 20 3/4" / 2,000 psi double & single (shared)	T3 20 3/4" / 2,000 psi double & single (shared)	T3 20 3/4" / 2,000 psi double & single (shared)	T3 20 3/4" / 2,000 psi double & single (shared)		<b>LOW PRESSURE BOP STACK</b>
<b>ANNULAR BOP HIGH PRESSURE</b>	Shaffer 13 5/8" / 5,000 psi	Shaffer 13 5/8" / 10,000 psi	Shaffer 13 5/8" / 5,000 psi	Shaffer 13 5/8" / 10,000 psi	Shaffer 13 5/8" / 10,000 psi		<b>ANNULAR BOP HIGH PRESSURE</b>
<b>HIGH PRESSURE BOP STACK</b>	Cameron 13 5/8" / 10,000 psi double & single	Cameron 13 5/8" / 10,000 psi double w/large bore for blind- shears & single	Cameron "U" 13 5/8" / 10,000 psi double & single	Shaffer 13 5/8" / 15,000 psi double & single	Cameron "U" 13 5/8" / 10,000 psi double & single		<b>HIGH PRESSURE BOP STACK</b>
<b>MAIN ENGINE</b>	3 ea 2,200 HP EMD 16-645-E8 Total HP 6,600	3 ea 1,650 HP EMD 12-645-E8 Total HP 4,950	3 ea 1,650 HP EMD 12-645-E8 Total HP 4,950	3 ea 1,650 HP EMD 12-45-E8 Total HP 4,950	3 ea 1,650 HP EMD 12-645-E8 Total HP 4,950		<b>MAIN ENGINE</b>
<b>MAIN GENERATORS</b>	EMD AB20-N6	EMD A20N6	GE 761	EMD AB20-6	EMD AB20-N6		<b>MAIN GENERATORS</b>
<b>CRANES</b>	3 ea MLT PCM AS 120 50 tons ea	3 ea MLT PCM-120AS 50 tons ea	2 ea MLT PCM-120AS 50 tons ea	3 ea MLT PCM-120AS 50 tons ea	3 ea MLT PCM-120AS 50 tons ea		<b>CRANES</b>
<b>ACCOMMODATION</b>	106 Persons	96 Persons	96 Persons	96 Persons	96 Persons		<b>ACCOMMODATION</b>
<b>HELIDECK CAPACITY</b>	S-61	S-61	S-61	S-61	S-61		<b>HELIDECK CAPACITY</b>
<b>HELIDECK SIZE</b>	73 feet	65 feet	65 feet	65 feet	65 feet		<b>HELIDECK SIZE</b>
<b>WINCHES</b>	N/A	N/A	N/A	N/A	N/A		<b>WINCHES</b>
<b>DRILL PIPE</b>	5" S-135	5" S-135	5" S-135	5" S-135	5" S-135		<b>DRILL PIPE</b>
<b>PREVIOUS NAMES</b>	Penrod 81	Penrod 83	Penrod 89	Penrod 93	Penrod 63 Ensco 63		<b>PREVIOUS NAMES</b>

									
	ENSCO 7500	ENSCO 8500	ENSCO 8501	ENSCO 8502	ENSCO 8503	ENSCO 8504	ENSCO 8505	ENSCO 8506	
<b>DESIGN</b>	DPS-2	DP-2	DP-2	DP-2	DP-2	DP-2	DP-2	DP-2	<b>DESIGN</b>
<b>YEAR BUILT</b>	2000	2008	2008	2010	2010	2011	2012	2012	<b>YEAR BUILT</b>
<b>WATER DEPTH - OPERATING -Outfitted to:</b>	min. - 1,000 feet max. - 7,500 feet (outfitted to 7,500')	min. - 1,000 feet max. - 8,500 feet (outfitted to 8,500')	min. - 1,000 feet max. - 8,500 feet (outfitted to 8,500')	min. - 1,000 feet max. - 8,500 feet (outfitted to 8,500')	min. - 1,000 feet max. - 8,500 feet (outfitted to 8,500')	min. - 1,000 feet max. - 8,500 feet (outfitted to 8,500')	min. - 1,000 feet max. - 8,500 feet (outfitted to 8,500')	min. - 1,000 feet max. - 8,500 feet (outfitted to 8,500')	<b>WATER DEPTH - OPERATING -Outfitted to:</b>
<b>WATER DEPTH - Upgrade</b>	Can upgrade to max. - 8,000 feet	Can upgrade to max. - 10,000 feet	Can upgrade to max. - 10,000 feet	Can upgrade to max. - 10,000 feet	Can upgrade to max. - 10,000 feet	Can upgrade to max. - 10,000 feet	Can upgrade to max. - 10,000 feet	Can upgrade to max. - 10,000 feet	<b>WATER DEPTH - OPERATING</b>
<b>MOON POOL</b>	20' x 80'	30' x 120'	30' x 120'	30' x 120'	30' x 120'	30' x 120'	30' x 120'	30' x 120'	<b>MOON POOL</b>
<b>COLUMNS</b>	50' x 35'	50' x 45'	50' x 45'	50' x 45'	50' x 45'	50' x 45'	50' x 45'	50' x 45'	<b>COLUMNS</b>
<b>MAIN DECK AREA</b>	52,800 sq. ft.	61,200 sq. ft.	61,200 sq. ft.	61,200 sq. ft.	61,200 sq. ft.	61,200 sq. ft.	61,200 sq. ft.	61,200 sq. ft.	<b>MAIN DECK AREA</b>
<b>MAX. VDL</b>	8,700 t	8,000 t	8,000 t	8,000 t	8,000 t	8,000 t	8,000 t	8,000 t	<b>MAX. VDL</b>
<b>DRAWWORKS</b>	National 1625-UBDE 3,000 horsepower	NOV ADS-30Q 6,000 horsepower	NOV ADS-30Q 6,000 horsepower	NOV ADS-30Q 6,000 horsepower	NOV ADS-30Q 6,000 horsepower	NOV ADS-30Q 6,000 horsepower	NOV ADS-30Q 6,000 horsepower	NOV ADS-30Q 6,000 horsepower	<b>DRAWWORKS</b>
<b>DERRICK</b>	Dreco, 170'	NOV, 201'	NOV, 201'	NOV, 201'	NOV, 201'	NOV, 201'	NOV, 201'	NOV, 201'	<b>DERRICK</b>
<b>Static Hook Load</b>	1,500,000 lbs	2,000,000 lbs	2,000,000 lbs	2,000,000 lbs	2,000,000 lbs	2,000,000 lbs	2,000,000 lbs	2,000,000 lbs	<b>Static Hook Load</b>
<b>TOP DRIVE</b>	750 ton Varco TDS 8 SA	1,000 ton NOV-TDS-1000	1,000 ton NOV-TDS-1000	1,000 ton NOV-TDS-1000	1,000 ton NOV-TDS-1000	1,000 ton NOV-TDS-1000	1,000 ton NOV-TDS-1000	1,000 ton NOV-TDS-1000	<b>TOP DRIVE</b>
<b>ROTARY TABLE</b>	Varco RST 605 (60 1/2")	NOV RST 605 (60 1/2")	NOV RST 605 (60 1/2")	NOV RST 605 (60 1/2")	NOV RST 605 (60 1/2")	NOV RST 605 (60 1/2")	NOV RST 605 (60 1/2")	NOV RST 605 (60 1/2")	<b>ROTARY TABLE</b>
<b>MUD PUMPS</b>	3 ea National 14-P-220	4 ea Lewco W-2215 (2200HP)	4 ea Lewco W-2215 (2200HP)	4 ea Lewco W-2215 (2200HP)	4 ea Lewco W-2215 (2200HP)	4 ea Lewco W-2215 (2200HP)	4 ea Lewco W-2215 (2200HP)	4 ea Lewco W-2215 (2200HP)	<b>MUD PUMPS</b>
<b>SHALE SHAKERS</b>	5 ea Brandt LCM-3D	6 ea Derrick FLC-514	6 ea Derrick FLC-514	6 ea Derrick FLC-514	6 ea Derrick FLC-514	6 ea Derrick FLC-514	6 ea Derrick FLC-514	6 ea Derrick FLC-514	<b>SHALE SHAKERS</b>
<b>DESANDER/ DESILTER / MUD CLEANER</b>	1 ea Harrisburg 250 x 12" cones 1 ea Harrisburg 250 x 4" cones 1 ea Brandt ATL	2 ea Derrick Vacu-Flo 1200 Degassers	2 ea Derrick Vacu-Flo-1200 Degassers	2 ea Derrick Vacu-Flo-1200 Degassers	2 ea Derrick Vacu-Flo-1200 Degassers	2 ea Derrick Vacu-Flo-1200 Degassers	2 ea Derrick Vacu-Flo-1200 Degassers	2 ea Derrick Vacu-Flo-1200 Degassers	<b>DESANDER/ DESILTER / MUD CLEANER</b>
<b>LIQUID MUD CAPACITY</b>	2 Systems 12,175 bbls	2 Systems 16,250 bbls	2 Systems 16,200 bbls	2 Systems 16,200 bbls	2 Systems 15,900 bbls	2 Systems 15,900 bbls	2 Systems 15,900 bbls	2 Systems 15,900 bbls	<b>LIQUID MUD CAPACITY</b>
<b>BULK MUD CAPACITY</b>	13,412 cu. ft.	13,000 cu. ft.	13,000 cu. ft.	13,000 cu. ft.	13,000 cu. ft.	13,000 cu. ft.	13,000 cu. ft.	13,000 cu. ft.	<b>BULK MUD CAPACITY</b>
<b>BULK CEMENT CAPACITY</b>	6,706 cu. ft.	13,000 cu. ft.	13,000 cu. ft.	13,000 cu. ft.	13,000 cu. ft.	13,000 cu. ft.	13,000 cu. ft.	13,000 cu. ft.	<b>BULK CEMENT CAPACITY</b>
<b>DIVERTER</b>	Dril-Quip FDS 60" / 500 psi	Dril-Quip FDS 60" / 500 psi	Dril-Quip FDS 60" / 500 psi	Dril-Quip FDS 60" / 500 psi	Dril-Quip FDS 60" / 500 psi	Dril-Quip FDS 60" / 500 psi	Dril-Quip FDS 60" / 500 psi	Dril-Quip FDS 60" / 500 psi	<b>DIVERTER</b>
<b>ANNULAR BOP LMRP</b>	Dual Hydril 18 3/4" / 10,000 psi	Dual Hydril 18 3/4" / 10,000 psi	Dual Hydril 18 3/4" / 10,000 psi	Dual Hydril 18 3/4" / 10,000 psi	Dual Hydril 18 3/4" / 10,000 psi	Dual Hydril 18 3/4" / 10,000 psi	Dual Hydril 18 3/4" / 10,000 psi	Dual Hydril 18 3/4" / 10,000 psi	<b>ANNULAR BOP LMRP</b>
<b>HIGH PRESSURE BOP STACK</b>	6 Ram Hydril 18 3/4" / 15,000 psi	6 Ram Hydril 18 3/4" / 15,000 psi	6 Ram Hydril 18 3/4" / 15,000 psi	6 Ram Hydril 18 3/4" / 15,000 psi	6 Ram Hydril 18 3/4" / 15,000 psi	6 Ram Hydril 18 3/4" / 15,000 psi	6 Ram Hydril 18 3/4" / 15,000 psi	6 Ram Hydril 18 3/4" / 15,000 psi	<b>HIGH PRESSURE BOP STACK</b>
<b>COMPENSATOR</b>	Maritime Hydraulic 1,000 kips CMC	NOV 1,000 kips CMC-H-1000-25	NOV 1,000 kips CMC	NOV 1,000 kips CMC	NOV 1,000 kips CMC	NOV 1,000 kips CMC	NOV 1,000 kips CMC	NOV 1,000 kips CMC	<b>COMPENSATOR</b>
<b>THRUSTERS</b>	8 ea Schottel SRP 3,000 HP	8 ea Flowserver Pleuger WFDS-340-2610 3,500 HP	8 ea Flowserver Pleuger WFDS-340-2610 3,500 HP	8 ea Flowserver Pleuger WFDS-340-2610 3,500 HP	8 ea Flowserver Pleuger WFDS-340-2610 3,500 HP	8 ea Flowserver Pleuger WFDS-340-2610 3,500 HP	8 ea Flowserver Pleuger WFDS-340-2610 3,500 HP	8 ea Flowserver Pleuger WFDS-340-2610 3,500 HP	<b>THRUSTERS</b>
<b>MAIN ENGINE</b>	6 ea 5,000 HP EMD 20-10G7B/EMDEC Total HP 30,000	7 ea 5,000 HP EMD ME20-710G7C Total HP 35,000	7 ea 5,000 HP EMD ME20-710G7C Total HP 35,000	7 ea 5,000 HP EMD ME20-710G7C Total HP 35,000	7 ea 5,000 HP EMD ME20-710G7C Total HP 35,000	7 ea 5,000 HP EMD ME20-710G9C-T2 Total HP 35,000	7 ea 5,000 HP EMD ME20-710G9C-T2 Total HP 35,000	7 ea 5,000 HP EMD ME20-710G9C-T2 Total HP 35,000	<b>MAIN ENGINE</b>
<b>MAIN GENERATORS</b>	Baylor 8855YNB-506	Baylor S855YNV-643	Baylor S855YNV-643	Baylor S855YNV-643	Baylor S855YNV-643	Baylor S855YNT-656	Baylor S855YNT-656	Baylor S855YNT-656	<b>MAIN GENERATORS</b>
<b>CRANES</b>	2 ea Dreco 140 & 160 1 x 44 ton gantry crane	2 ea Seatrax S90 Model S9032 1 x 52 ton gantry crane	2 ea Seatrax S90 Model S9032 1 x 52 ton gantry crane	2 ea Seatrax S90 Model S9032 1 x 52 ton gantry crane	2 ea Seatrax S90 Model S9032 1 x 52 ton gantry crane	2 ea Seatrax S90 Model S9032 1 x 52 ton gantry crane	2 ea Seatrax S90 Model S9032 1 x 52 ton gantry crane	2 ea Seatrax S90 Model S9032 1 x 52 ton gantry crane	<b>CRANES</b>
<b>ACCOMMODATION</b>	140 Persons	150 Persons	150 Persons	150 Persons	150 Persons	150 Persons	150 Persons	150 Persons	<b>ACCOMMODATION</b>
<b>HELIDECK CAPACITY</b>	S-61 / S-92 (CAP 437)	S-61 / S-92	S-61 / S-92	S-61 / S-92	S-61 / S-92	S-61 / S-92	S-61 / S-92	S-61 / S-92	<b>HELIDECK CAPACITY</b>
<b>HELIDECK SIZE</b>	73 feet	73 feet	73 feet	73 feet	73 feet	73 feet	73 feet	73 feet	<b>HELIDECK SIZE</b>
<b>WINCHES</b>	8 ea	4 ea	4 ea	4 ea	4 ea	4 ea	4 ea	4 ea	<b>WINCHES</b>
<b>DRILL PIPE</b>	5 7/8" S-135 range 2 & 3	6 5/8" & 5" S-135 range 3	6 5/8" & 5" S-135 range 3	6 5/8" & 5" S-135 range 3	6 5/8" & 5 7/8" S-135 range 3	6 5/8" & 5 7/8" S-135 range 3	6 5/8" & 5" S-135 range 3	6 5/8" & 5" S-135 range 3	<b>DRILL PIPE</b>
<b>LANDING STRING</b>	5 7/8" S-135 range 2	6 5/8" Z-140 range 2	6 5/8" Z-140 range 2	6 5/8" Z-140 range 2	6 5/8" Z-140 range 2	6 5/8" Z-140 range 2	6 5/8" Z-140 range 2	6 5/8" Z-140 range 2	<b>LANDING STRING</b>
<b>RISER</b>	Drill-Quip 21" 2,500,000 lb flanged 4 1/2"	Drill-Quip 21" 2,500,000 lb flanged 4 1/2"	Drill-Quip 21" 2,500,000 lb flanged 4 1/2"	Drill-Quip 21" 2,500,000 lb flanged 4 1/2"	Drill-Quip 21" 2,500,000 lb flanged 4 1/2"	Drill-Quip 21" 3,000,000 lb flanged 4 1/2"	Drill-Quip 21" 3,000,000 lb flanged 4 1/2"	Drill-Quip 21" 3,000,000 lb flanged 4 1/2"	<b>RISER</b>